

3110C BICONICAL ANTENNA

ETS-Lindgren's Model 3110C Biconical Antennas combine several unique features to achieve high levels of performance.



ETS-Lindgren's Model 3110C Biconical Antennas combine several unique features to achieve high levels of performance. The balun, feedline, and element cage design give the model 3110C response curves that are almost linear, making it ideal for swept measurements. The antenna's insensitivity to orientation in the vertical plane helps eliminate any unnoticed or unrecorded change in orientation as the cause for a change in test results.

To achieve this kind of performance, the balun is designed using an unbalanced-to-balanced transformer. This results in very even current transformation. Ferrites are also placed along the feedlines, reducing common mode current that can interfere with the antenna pattern in the vertically polarized measurements.

The 3110C is also easy to mount, and now features a stinger mount with square collar. This collar allows for easy polarization alignment when using an ETS-Lindgren mast.

Common applications for the model 3110C include measurements to MIL-STD specifications, ANSI C63.4, FCC-18 and EN 55022 emissions testing.

Key Features

- Frequency Range 30 MHz to 300 MHz
- Compact Size for Use in Limited Space
- Unique Element Design Improves Performance
- Improved Balun Design for Increased Efficiency
- Flexible Mounting
- Excellent RF Symmetry

Features

Unique Element Design

Some biconical antennas exhibit an electrical “bump” at 281 MHz, but ETS-Lindgren's biconical element crosspiece design improves performance by eliminating this problem. The biconical's crosspiece connects the center element to the outer element diminishing the “bump”. Another enhancement is element cages that cannot be overtightened when screwed into the balun.

Improved Balun Design

With a balun constructed from a micro-transformer, the 3110C has a excellent impedance match and balance between 50 Ω and 200 Ω (the impedance of the biconical elements), for the whole frequency range of the antenna.

Compact Size

Because of their compact size, ETS-Lindgren Biconical Antennas are ideal for anechoic chambers and shielded enclosures.

Quality Construction

Biconical elements are constructed of lightweight corrosion resistant aluminum, providing years of trouble-free indoor and outdoor service.

Specifications

Electrical Specifications

Frequency Minimum: 30 MHz

Frequency Maximum: 300 MHz

Connectors: Type N (f)

Nominal Impedance: 50 Ω

Maximum Continuous Power: 250 mW

Peak Power: NA

VSWR: 2.0:1

Pattern Type: Omnidirectional

Polarization: Linear

Physical Specifications

Depth: 79.0 cm (31.10 in)

Diameter: 52 cm (20.47 in)

Width: 132.1 cm (52.01 in)

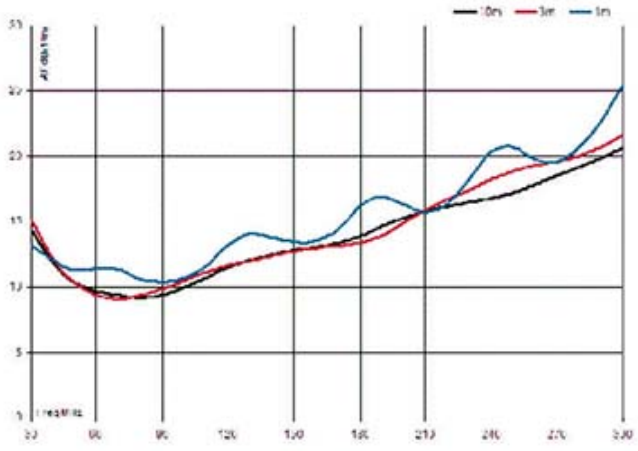
Weight: 2.7 kg (5.95 lb)

Other Specifications

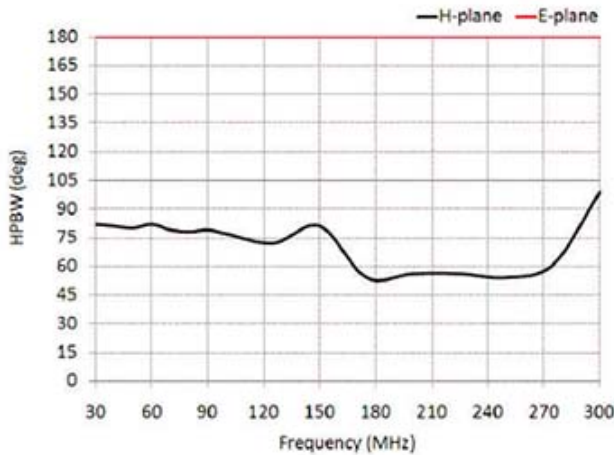
- Model 3110C Antenna with Antenna Elements, Base and Balun
- Stinger and Standard 1/4 in x 20 Mounting
- Individually Calibrated at 1 m Horizontal Polarization per SAE ARP 958.
- 10 m Calibration (Horizontal Polarization) per ANSI C63.5 and a Signed Certificate of Calibration
- Conformance Provided for Gain and Antenna Factors
- Manual

Product Charts

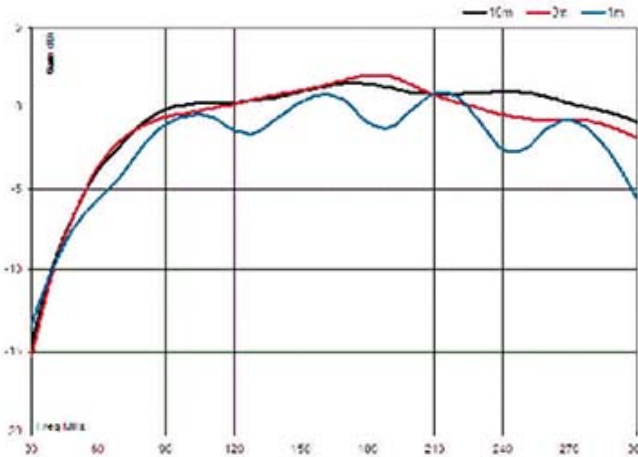
3110C Biconical
Antenna Factor



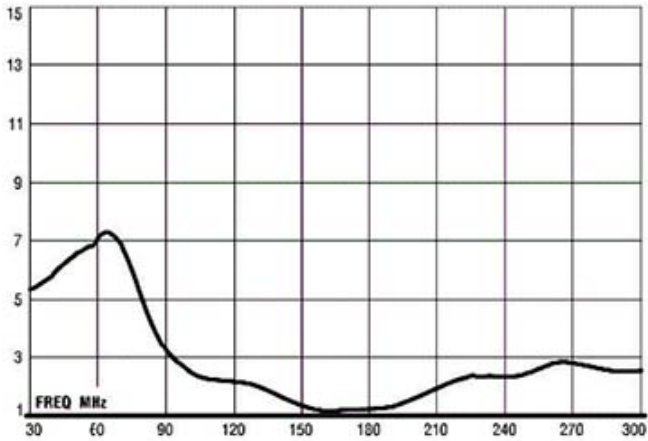
3110C Biconical
Antenna Beamwidth
Typical Measured Data



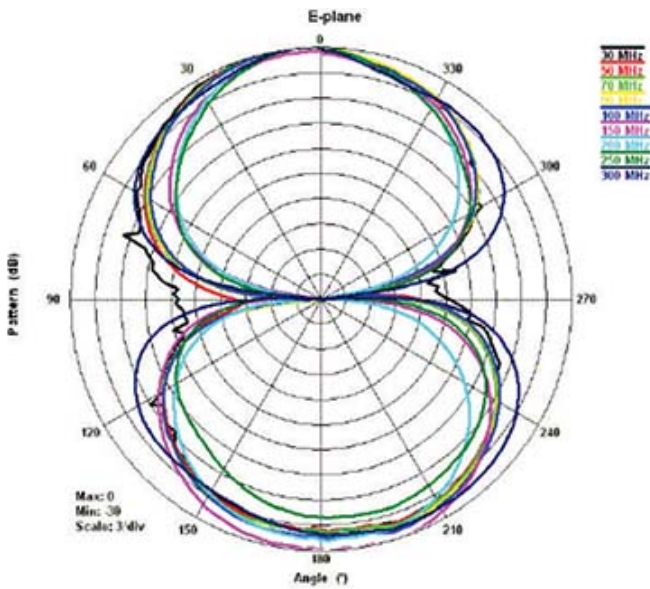
3110C Biconical
Antenna Gain



3110C VSWR



3110C E-Plane
30 MHz to 300 MHz



3110C H-Plane
30 MHz to 300 MHz

